

1. Name of Listed Entity : INDIAN OIL CORPORATION LTD  
 2. Scrip Code/Name of Scrip/Class of Security : 530965,IOC,EQUITY SHARES  
 3. Share Holding Pattern Filed under : Reg.31(1)(b)  
 a. if under 31(1)(b) then indicate the report for quarter ending : 30/09/2017

4. Declaration : The Listed entity is required to submit the following declaration to the extent of submission of information:

Particulars	YES*	NO*
a Whether the Listed Entity has issued any partly paid up shares		NO
b Whether the Listed Entity has issued any Convertible Securities or Warrants?		NO
c Whether the Listed Entity has any shares against which depository receipts are issued?		NO
d Whether the Listed Entity has any shares in locked-in?		NO
e Whether any shares held by promoters are pledge or otherwise encumbered?		NO

\*if the Listed Entity selects the option 'NO' for the questions above, the columns for the partly paid up shares, Outstanding Convertible Securities/Warrants, depository receipts, locked-in shares, No of shares pledged or otherwise encumbered by promoters, as applicable, shall not be displayed at the time of dissemination on the Stock Exchange website. Also wherever there is 'No' declared by Listed entity in above table the values will be considered as 'Zero' by default on submission of the format of holding of specified securities.

5 The tabular format for disclosure of holding of specified securities is as follows:




Table I - Summary Statement holding of specified securities

Category	Category of Shareholder	No of Shareholders	No of fully paid up equity shares held	No of Partly paid-up equity shares held	No of Shares Underlying Depository Receipts	Total No of Shares Held (VII) = (IV)+(V)+(VI)	Shareholding as a % of total no of shares (As a % of (A+B+C2))	Number of Voting Rights held in each class of securities			No of Shares Underlying Outstanding convertible securities (including Warrants)	Shareholding as a % assuming full conversion of convertible Securities (as a percentage of diluted share capital)	Number of Locked in Shares		Number of Shares pledged or otherwise encumbered		Number of equity shares held in dematerialized form	
								No of Voting Rights		Total as a % of (A+B+C)			No.	As a % of total Shares held	No.	As a % of total Shares held		
								Class X	Class Y									Total
(I)	(II)	(III)	(IV)	(V)	(VI)	(VII)	(VIII)	(IX)			(X)	(XI)	(XII)		(XIII)	(XIV)		
(A)	Promoter & Promoter Group	1	2784280657	0	0	2784280657	57.34	2784280657	0	2784280657	57.34	0	57.34	0	0.00	0	0.00	2784280657
(B)	Public	228288	2071624307	0	0	2071624307	42.66	2071624307	0	2071624307	42.66	0	42.66	0	0.00	NA	NA	2052267742
(C)	Non Promoter-Non Public																	
(C1)	Shares underlying DRs	0	0	0	0	0	NA	0	0	0	0.00	0	NA	0	0.00	NA	NA	0
(C2)	Shares held by Employees Trusts	0	0	0	0	0	0.00	0	0	0	0.00	0	0.00	0	0.00	NA	NA	0
	<b>Total:</b>	<b>228289</b>	<b>4855904964</b>	<b>0</b>	<b>0</b>	<b>4855904964</b>	<b>100.00</b>	<b>4855904964</b>	<b>0</b>	<b>4855904964</b>	<b>100.00</b>	<b>0</b>	<b>100.00</b>	<b>0</b>	<b>0.00</b>	<b>0</b>	<b>0.00</b>	<b>4836548399</b>



Table II - Statement showing shareholding pattern of the Promoter and Promoter Group

Category	Category & Name of the Shareholder	PAN	No of Share holder s	No of fully paid up equity shares held	No of Partly paid-up equity shares held	No of Shares Underlying Depository Receipts	Total No of Shares Held (IV+V+VI)	Shareholding as a % of total no of shares (calculated as per SCRR, 1957 (VIII) As a % of (A+B+C2)	Number of Voting Rights held in each class of securities			No of Shares Underlying Outstanding convertible securities (Including Warrants)	Shareholding as a % assuming full conversion of convertible Securities (as a percentage of diluted share capital) (VII)+(X) As a % of (A+B+C2)	Number of Locked in Shares		Number of Shares pledged or otherwise encumbered		Number of equity shares held in dematerialized form	
									No of Voting Rights		Total as a % of (A+B+C)			No.	As a % of total Shares held	No.	As a % of total Shares held		
									Class X	Class Y									Total
	(I)	(II)	(III)	(IV)	(V)	(VI)	(VII)	(VIII)	(IX)			(X)	(XI)	(XII)		(XIII)	(XIV)		
(1)	Indian																		
(a)	Individuals/Hindu undivided Family		0	0	0	0	0	0.00	0	0	0	0.00	0	0.00	0	0.00	0	0.00	0
(b)	Central Government/State Government(s)		1	2784280657	0	0	2784280657	57.34	2784280657	0	2784280657	57.34	0	57.34	0	0.00	0	0.00	2784280657
	PRESIDENT OF INDIA	EXEMPTCATG	1	2784280657	0	0	2784280657	57.34	2784280657	0	2784280657	57.34	0	57.34	0	0.00	0	0.00	2784280657
(c)	Financial Institutions/Banks		0	0	0	0	0	0.00	0	0	0	0.00	0	0.00	0	0.00	0	0.00	0
(d)	Any Other		0	0	0	0	0	0.00	0	0	0	0.00	0	0.00	0	0.00	0	0.00	0
	<b>Sub-Total (A)(1)</b>		<b>1</b>	<b>2784280657</b>	<b>0</b>	<b>0</b>	<b>2784280657</b>	<b>57.34</b>	<b>2784280657</b>	<b>0</b>	<b>2784280657</b>	<b>57.34</b>	<b>0</b>	<b>57.34</b>	<b>0</b>	<b>0.00</b>	<b>0</b>	<b>0.00</b>	<b>2784280657</b>
(2)	Foreign																		
(a)	Individuals (Non-Resident Individuals/Foreign Individuals)		0	0	0	0	0	0.00	0	0	0	0.00	0	0.00	0	0.00	0	0.00	0
(b)	Government		0	0	0	0	0	0.00	0	0	0	0.00	0	0.00	0	0.00	0	0.00	0
(c)	Institutions		0	0	0	0	0	0.00	0	0	0	0.00	0	0.00	0	0.00	0	0.00	0
(d)	Foreign Portfolio Investor		0	0	0	0	0	0.00	0	0	0	0.00	0	0.00	0	0.00	0	0.00	0
(e)	Any Other		0	0	0	0	0	0.00	0	0	0	0.00	0	0.00	0	0.00	0	0.00	0
	<b>Sub-Total (A)(2)</b>		<b>0</b>	<b>0</b>	<b>0</b>	<b>0</b>	<b>0</b>	<b>0.00</b>	<b>0</b>	<b>0</b>	<b>0</b>	<b>0.00</b>	<b>0</b>	<b>0.00</b>	<b>0</b>	<b>0.00</b>	<b>0</b>	<b>0.00</b>	<b>0</b>
	<b>Total Shareholding of Promoter and Promoter Group (A)=(A)(1)+(A)(2)</b>		<b>1</b>	<b>2784280657</b>	<b>0</b>	<b>0</b>	<b>2784280657</b>	<b>57.34</b>	<b>2784280657</b>	<b>0</b>	<b>2784280657</b>	<b>57.34</b>	<b>0</b>	<b>57.34</b>	<b>0</b>	<b>0.00</b>	<b>0</b>	<b>0.00</b>	<b>2784280657</b>




Table III - Statement showing shareholding pattern of the Public shareholder

Category	Category & Name of the Shareholder	PAN	No of Shareholders	No of fully paid up equity shares held	No of Partly paid-up equity shares held	No of Shares Underlying Depository Receipts	Total No of Shares Held (IV+V+VI)	Shareholding as a % of total no of shares (A+B+C)	Number of Voting Rights held in each class of securities			No of Shares Underlying Outstanding convertible securities (including Warrants)	Shareholding as a % assuming full conversion of convertible Securities (as a percentage of diluted share capital)	Number of Locked in Shares		Number of Shares pledged or otherwise encumbered		Number of equity shares held in dematerialized form	
									Class X	Class Y	Total			No.	As a % of total	No.	As a % of total		
																			No of Voting Rights
(I)	(II)	(III)	(IV)	(V)	(VI)	(VII)	(VIII)	(IX)	(X)	(XI)	(XII)	(XIII)	(XIV)						
(1)	Institutions																		
(a)	Mutual Funds		272	167558378	0	0	167558378	3.45	167558378	0	167558378	3.45	0	0.00	NA	NA	167548938		
(b)	Venture Capital Funds		0	0	0	0	0	0.00	0	0	0	0.00	0	0.00	NA	NA	0		
(c)	Alternate Investment Funds		0	0	0	0	0	0.00	0	0	0	0.00	0	0.00	NA	NA	0		
(d)	Foreign Venture Capital Investors		0	0	0	0	0	0.00	0	0	0	0.00	0	0.00	NA	NA	0		
(e)	Foreign Portfolio Investors		677	330375008	0	0	330375008	6.80	330375008	0	330375008	6.80	0	0.00	NA	NA	330375008		
(f)	Financial Institutions/Banks		59	4852812	0	0	4852812	0.10	4852812	0	4852812	0.10	0	0.00	NA	NA	4824938		
(g)	Insurance Companies		9	335842953	0	0	335842953	6.92	335842953	0	335842953	6.92	0	0.00	NA	NA	335840353		
	LIFE INSURANCE CORPORATION OF INDIA	AAAC10582H	1	311371071	0	0	311371071	6.41	311371071	0	311371071	6.41	0	0.00	NA	NA	311371071		
(h)	Provident Funds/Pension Funds		0	0	0	0	0	0.00	0	0	0	0.00	0	0.00	NA	NA	0		
(i)	Any Other		1	995	0	0	995	0.00	995	0	995	0.00	0	0.00	NA	NA	995		
	FOREIGN NATIONALS		1	995	0	0	995	0.00	995	0	995	0.00	0	0.00	NA	NA	995		
	Sub Total (B)(1)		1018	838630146	0	0	838630146	17.27	838630146	0	838630146	17.27	0	0.00	NA	NA	838590232		
(2)	Central Government/State Government(s)/President of India		1	5400000	0	0	5400000	0.11	5400000	0	5400000	0.11	0	0.00	NA	NA	0		
	Sub Total (B)(2)		1	5400000	0	0	5400000	0.11	5400000	0	5400000	0.11	0	0.00	NA	NA	0		
(3)	Non-institutions																		
(a)	i. Individual shareholders holding nominal share capital up to Rs.2 lakhs		221265	119206233	0	0	119206233	2.45	119206233	0	119206233	2.45	0	0.00	NA	NA	105628018		
	ii. Individual shareholders holding nominal share capital in excess of Rs. 2 Lakhs		166	14844891	0	0	14844891	0.31	14844891	0	14844891	0.31	0	0.00	NA	NA	14790363		
(b)	NBFCs Registered with RBI		22	329420	0	0	329420	0.01	329420	0	329420	0.01	0	0.00	NA	NA	329420		
(c)	Employee Trusts		0	0	0	0	0	0.00	0	0	0	0.00	0	0.00	NA	NA	0		
(d)	Overseas Depositories (Holding DRs)(Balancing figure)		0	0	0	0	0	0.00	0	0	0	0.00	0	0.00	NA	NA	0		
(e)	Any Other		85	123985815	0	0	123985815	2.55	123985815	0	123985815	2.55	0	0.00	NA	NA	123985815		
	TRUSTS		1	116559228	0	0	116559228	2.40	116559228	0	116559228	2.40	0	0.00	NA	NA	116559228		
	IOC SHARES TRUST	AAAT17354R	1	116559228	0	0	116559228	2.40	116559228	0	116559228	2.40	0	0.00	NA	NA	116559228		
	ALTERNATIVE INVESTMENT FUND		1	135395	0	0	135395	0.00	135395	0	135395	0.00	0	0.00	NA	NA	135395		
	NON RESIDENT INDIANS		2317	1393493	0	0	1393493	0.03	1393493	0	1393493	0.03	0	0.00	NA	NA	1153441		
	CLEARING MEMBERS		257	2550662	0	0	2550662	0.05	2550662	0	2550662	0.05	0	0.00	NA	NA	2550662		
	NON RESIDENT INDIAN NON REPATRIABLE		1132	668567	0	0	668567	0.01	668567	0	668567	0.01	0	0.00	NA	NA	668567		
	BODIES CORPORATES		2024	964479685	0	0	964479685	19.86	964479685	0	964479685	19.86	0	0.00	NA	NA	964435829		
	OIL AND NATURAL GAS CORPORATION LIMITED	AAACO1598A	1	668607628	0	0	668607628	13.77	668607628	0	668607628	13.77	0	0.00	NA	NA	668607628		
	OIL INDIA LIMITED	AAACO2352C	1	242795248	0	0	242795248	5.00	242795248	0	242795248	5.00	0	0.00	NA	NA	242795248		
	Sub Total (B)(3)		227269	1227594161	0	0	1227594161	25.28	1227594161	0	1227594161	25.28	0	0.00	NA	NA	1213677510		
	Total Public Shareholding (B) = (B)(1)+(B)(2)+(B)(3)		228288	2071624307	0	0	2071624307	42.66	2071624307	0	2071624307	42.66	0	0.00	NA	NA	2052267742		




Table IV - Statement showing shareholding pattern of the Non Promoter - Non Public Shareholder

Category	Category & Name of the Shareholder	PAN	No of Shareholders	No of fully paid up equity shares held	No of Partly paid-up equity shares held	No of Shares Underlying Depository Receipts	Total No of Shares Held (IV+V+VI)	Shareholding as a % of total no of shares (A+B+C2)	Number of Voting Rights held in each class of securities			No of Shares Underlying convertible securities (Including Warrants)	Shareholding as a % assuming full conversion of convertible Securities (as a percentage of diluted share capital)	Number of Locked in Shares		Number of Shares pledged or otherwise encumbered		Number of equity shares held in dematerialized form	
									No of Voting Rights		Total as a % of (A+B+C)			No.	As a % of total Shares held	No.	As a % of total Shares held		
									Class X	Class Y									Total
	(I)	(II)	(III)	(IV)	(V)	(VI)	(VII)	(VIII)	(IX)			(X)	(XI)	(XII)		(XIII)		(XIV)	
(1)	Custodian/DR Holder		0	0	0	0	0	0.00	0	0	0	0.00	0	0.00	0	0.00	NA	NA	0
(2)	Employee Benefit Trust (under SEBI(Share based Employee Benefit) Regulations 2014)		0	0	0	0	0	0.00	0	0	0	0.00	0	0.00	0	0.00	NA	NA	0
	<b>Total Non-Promoter-Non Public Shareholding (C) = (C)(1)+(C)(2)</b>		<b>0</b>	<b>0</b>	<b>0</b>	<b>0</b>	<b>0</b>	<b>0.00</b>	<b>0</b>	<b>0</b>	<b>0</b>	<b>0.00</b>	<b>0</b>	<b>0.00</b>	<b>0</b>	<b>0.00</b>			<b>0</b>



<b>Details of the shareholders acting as persons in Concert including their Shareholding:</b>			
Name of Shareholder	Name of PAC	No of shares	Holding%
<b>Total:</b>		<b>0</b>	<b>0</b>



Details of Shares which remain unclaimed may be given hear along with details such as number of shareholders, outstanding shares held in demat/unclaimed suspense account	
No of Shareholders	No of shares
0	0

